

# METAL ROOFING AND PERIMETER EDGE FINISHES




BONE WHITE SR 66



REGAL WHITE SR 65



SANDSTONE SR 49



DREXLUME M



ALMOND SR 54



SIERRA TAN SR 29



BUCKSKIN SR 38



CHAMPAGNE SR 35  
*premium*



MEDIUM BRONZE SR 30



MANSARD BROWN SR 27



DARK BRONZE SR 29




METALLIC COPPER SR 42  
*premium*



BURGUNDY SR 33



COLONIAL RED SR 33



TERRA COTTA SR 41



BRILLIANCE RED SR 41  
*premium*



HARTFORD GREEN SR 27



FOREST GREEN SR 30



HEMLOCK SR 28



PREWEATHER GALVALUME® SR 41  
*premium*



PATINA GREEN SR 36



AGED COPPER SR 45



TEAL BLUE SR 29



BRIGHT SILVER SR 53  
*premium*



DEEP BLUE SEA SR 29



PACIFIC BLUE SR 29




SLATE BLUE SR 32



DOVE GRAY SR 31



MATTE BLACK SR 30



CHARCOAL GRAY SR 27



SLATE GRAY SR 37

M = MILL FINISH  
SR = SOLAR REFLECTANCE

# SecurEdge™ 400/4000 Series and Metal Flat Sheet Color Chart

COLOR OPTIONS	SRI	22ga Steel	24ga Steel	.032 Aluminum	.040 Aluminum	.050 Aluminum	.063 Aluminum
Almond	62		♦	♦	♦	♦	
Aged Copper	50		♦	♦			
Bone White	79		♦	♦	♦	♦	♦
Bright Silver	60		♦	♦	♦	♦	
Brilliance Red	45		♦	♦		♦	
Buckskin	41		♦	♦			
Burgundy	34		♦	♦			
Champagne	34		♦	♦	♦	♦	
Charcoal Gray	26		♦	♦	♦	♦	
Colonial Red	34		♦	♦	♦	♦	
Dark Bronze	28	♦	♦	♦	♦	♦	♦
Deep Blue Sea	29		♦	♦	♦	♦	
Dove Gray	31		♦	♦	♦	♦	
Forest Green	30		♦	♦	♦		
Hartford Green	26		♦	♦	♦	♦	
Hemlock	27		♦			♦	
Mansard Brown	26		♦	♦	♦	♦	♦
Matte Black	30	♦	♦	♦	♦	♦	♦
Medium Bronze	31	♦	♦	♦	♦	♦	♦
Metallic Copper	46		♦	♦	♦	♦	
Pacific Blue	29		♦	♦	♦		
Patina Green	38		♦				
Preweathered Galvalume®	35		♦	♦	♦	♦	
Regal White	78	♦	♦	♦	♦	♦	♦
Sandstone	56	♦	♦	♦	♦	♦	♦
Sierra Tan	29	♦	♦	♦	♦	♦	
Slate Blue	33		♦	♦	♦		
Slate Gray	39		♦	♦	♦	♦	
Teal Blue	28		♦				
Terra Cotta	45		♦	♦	♦	♦	
ADDITIONAL ITEMS							
Drexlume™ (Acrylic Coated Galvalume)	45	♦	♦				
Mill Finished Aluminum				♦	♦	♦	♦
Clear Anodized Aluminum					♦	♦	♦
Bronze Anodized					♦		
HDG G90		♦ 16ga x 48" x 120"	♦ 18ga x 48" x 120"	♦ 20ga x 48" x 120"	♦ 22ga x 48" x 120"	♦ 24ga x 48" x 120"	

High-performance painted metal flat sheet and perimeter edge products.

Carlisle standard sheets come in 48" x 120".

35-year paint warranty on Galvalume and Aluminum substrates (25-year warranty on mill finished Drexlume).

Not all colors and gauges are stocked in all locations. Contact your Carlisle sales rep for specific stocking information and special requests including coils and custom widths.

Custom colors available.

Oil canning is not a cause for rejection.

Carlisle standard colors are produced by Valspar® and contain a minimum of 70% PVDF Kynar 500®/Hylar 5000® base resin with ceramic pigments. All colors are formulated to ensure consistent appearance, quality and long-term appearance.

